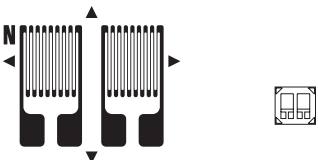
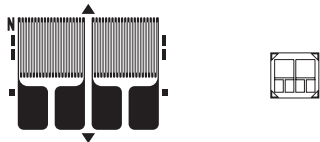



## Transducer-Class® Strain Gages

| GAGE PATTERN | Actual size shown.<br>Enlarged when necessary for definition. |                                       | GAGE DESIGNATION | RES. IN OHMS | STANDARD CREEP CODE |
|--------------|---|---------------------------------------|------------------|--------------|---------------------|
|              | DIMENSIONS  | <div>inch</div> <div>millimeter</div> |                  |              |                     |

|  |                 |            |               | Small dual-element gage designed for bending-beam transducers.  |  |                            |
|---|-----------------|------------|---------------|---|--|----------------------------|
| GAGE LENGTH   | OVERALL LENGTH  | GRID WIDTH | OVERALL WIDTH | N2A-XX-S061P-350<br>N2K-XX-S085N-350/DP<br>N2K-XX-S098N-10C/DP<br>TK-XX-S085N-350/DP<br>TK-XX-S098N-10C/DP<br>SK-XX-S085N-350 | 350 ± 0.2%<br>350 ± 0.2%<br>1000 ± 0.2%<br>350 ± 0.2%<br>1000 ± 0.2%<br>350 ± 0.4% | P<br>N<br>N<br>N<br>N<br>N |
| 0.060   | 0.12            | 0.065      | 0.150         |   |  |                            |
| 1.52  | 3.1             | 1.65       | 3.81          |   |  |                            |
| MATRIX SIZE   | 0.19 L x 0.21 W |            | 4.8 L x 5.3 W |   |  |                            |

|   |                 |            |               |  |                           |        |
|---|-----------------|------------|---------------|--|---------------------------|--------|
|  |                 |            |               | Compact dual-element pattern for bending-beam transducers. |                           |        |
| GAGE LENGTH   | OVERALL LENGTH  | GRID WIDTH | OVERALL WIDTH |  |                           |        |
| 0.075   | 0.17            | 0.100      | 0.210         |  |                           |        |
| 1.90  | 4.2             | 2.54       | 5.33          |  |                           |        |
| MATRIX SIZE   | 0.24 L x 0.25 W |            | 6.1 L x 6.4 W | J2A-XX-S181N-350<br>J2A-XX-S185N-10C                       | 350 ± 0.4%<br>1000 ± 0.4% | N<br>N |

|   |                 |            |               |   |   |             |
|---|-----------------|------------|---------------|---|---|-------------|
|  |                 |            |               | Half-bridge common-tab pattern. Grid centerline spacing 0.215 in (5.46 mm). |   |             |
| GAGE LENGTH   | OVERALL LENGTH  | GRID WIDTH | OVERALL WIDTH | N2A-XX-S141K-175<br>N2A-XX-T028K-350<br>N2A-XX-S124N-10C                    | 175 ± 0.2%<br>350 ± 0.2%<br>1000 ± 0.2% | K<br>K<br>N |
| 0.060   | 0.29            | 0.100      | 0.100         |   |   |             |
| 1.52  | 7.4             | 2.54       | 2.54          |   |   |             |
| MATRIX SIZE   | 0.37 L x 0.16 W |            | 9.3 L x 4.1 W |   |   |             |



## Transducer-Class® Strain Gages

| GAGE PATTERN <small>Actual size shown.<br/>Enlarged when necessary for definition.</small> |                                       | GAGE<br>DESIGNATION | RES.<br>IN<br>OHMS | STANDARD<br>CREEP<br>CODE |
|--|---------------------------------------|---------------------|--------------------|---------------------------|
| DIMENSIONS   | <div>inch</div> <div>millimeter</div> |                     |                    |                           |

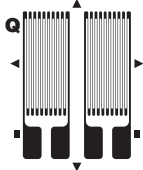

|             |                 |            |               | Half-bridge common-tab pattern. Grid centerline spacing 0.215 in (5.46mm). |                          |        |
|-------------|-----------------|------------|---------------|--|--------------------------|--------|
| GAGE LENGTH | OVERALL LENGTH  | GRID WIDTH | OVERALL WIDTH |  |                          |        |
| 0.060       | 0.29            | 0.180      | 0.180         |  |                          |        |
| 1.52        | 7.4             | 4.57       | 4.57          |  |                          |        |
| MATRIX SIZE | 0.37 L x 0.24 W |            | 9.3 L x 6.1 W | N2K-XX-T011Q-350/DP<br>TK-XX-T011Q-350/DP                                  | 350 ± 0.2%<br>350 ± 0.2% | Q<br>Q |

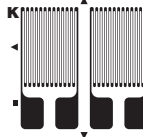

|             |                 |            |                | Half-bridge common-tab pattern. Grid centerline spacing 0.415 in (10.54mm).<br>†BAL is balanced to ±0.2%, but RG is 350 ohms ± 15%. |   |                    |
|-------------|-----------------|------------|----------------|---|---|--------------------|
| T012R       | T016/S1414      |            |                |   |   |                    |
| GAGE LENGTH | OVERALL LENGTH  | GRID WIDTH | OVERALL WIDTH  |   |   |                    |
| 0.060       | 0.49            | 0.100      | 0.100          |   |   |                    |
| 1.52        | 12.4            | 2.54       | 2.54           | N2A-XX-T012R-350<br>N2A-XX-S1414-35B<br>N2K-XX-T016Q-350/DP<br>TK-XX-T016Q-350/DP   | 350 ± 0.2%<br>BAL ± 0.2%†<br>350 ± 0.2%<br>350 ± 0.2% | R<br>N/A<br>Q<br>Q |
| MATRIX SIZE | 0.57 L x 0.16 W |            | 14.5 L x 4.1 W |   |   |                    |

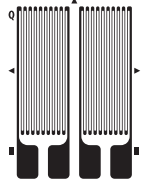

|             |                 |            |               | Dual-element pattern for narrow bending beams. Grid centerline spacing 0.070 in (1.8mm). |  |                   |
|-------------|-----------------|------------|---------------|--|--|-------------------|
| GAGE LENGTH | OVERALL LENGTH  | GRID WIDTH | OVERALL WIDTH |  |  |                   |
| 0.062       | 0.233           | 0.062      | 0.062         |  |  |                   |
| 1.59        | 5.97            | 1.59       | 1.59          |  |  |                   |
| MATRIX SIZE | 0.28 L x 0.12 W |            | 7.2 L x 3.1 W | N2A-XX-S1452-350<br>N2K-XX-S1451-350/DP<br>TK-XX-S1451-350/DP                            | 350 ± 0.2%<br>350 ± 0.2%<br>350 ± 0.2% | N/A<br>N/A<br>N/A |

## Transducer-Class® Strain Gages

| GAGE PATTERN | Actual size shown.<br>Enlarged when necessary for definition. | <div>inch</div> <div>millimeter</div> | GAGE<br>DESIGNATION | RES.<br>IN<br>OHMS | STANDARD<br>CREEP<br>CODE |
|--------------|---|---------------------------------------|---------------------|--------------------|---------------------------|
|              |   |                                       |                     |                    |                           |
| DIMENSIONS   |   |                                       |                     |                    |                           |

|   |                 |            |               | Dual-element gages widely used on bending-beam transducers.                            |  |
|---|-----------------|------------|---------------|--|--|
| GAGE LENGTH   | OVERALL LENGTH  | GRID WIDTH | OVERALL WIDTH |  |  |
| 0.125   | 0.20            | 0.065      | 0.150         | N2A-XX-T006Q-350<br>J2A-XX-S035M-350   | 350 ± 0.2%<br>350 ± 0.4%                               |
| 3.18  | 5.1             | 1.65       | 3.81          | N2K-XX-S082R-350/DP<br>N2K-XX-T092P-10C/DP<br>TK-XX-S082R-350/DP<br>TK-XX-T092P-10C/DP | 350 ± 0.2%<br>1000 ± 0.2%<br>350 ± 0.2%<br>1000 ± 0.2% |
| MATRIX SIZE   | 0.27 L x 0.21 W |            | 6.9 L x 5.3 W |  | Q<br>M<br>R<br>P<br>R<br>P                             |

|   |                 |            |               | Wider-grid versions of T006/S035 patterns. |                           |
|---|-----------------|------------|---------------|--|---------------------------|
| GAGE LENGTH   | OVERALL LENGTH  | GRID WIDTH | OVERALL WIDTH |  |                           |
| 0.125   | 0.21            | 0.100      | 0.220         | N2A-XX-S138K-350<br>N2A-XX-S139N-10C       | 350 ± 0.2%<br>1000 ± 0.2% |
| 3.18  | 5.3             | 2.54       | 5.59          | J2A-XX-S138K-350<br>J2A-XX-S139N-10C       | 350 ± 0.4%<br>1000 ± 0.4% |
| MATRIX SIZE   | 0.28 L x 0.28 W |            | 7.1 L x 7.1 W |  | K<br>N<br>K<br>N          |

|   |                 |            |                | Widely used on bending-beam transducers where greater power dissipation is required. J2A pattern slightly longer and wider. |                          |
|---|-----------------|------------|----------------|---|--------------------------|
| GAGE LENGTH   | OVERALL LENGTH  | GRID WIDTH | OVERALL WIDTH  |   |                          |
| 0.250   | 0.34            | 0.100      | 0.215          |   |                          |
| 6.35  | 8.6             | 2.54       | 5.46           | N2A-XX-T026P-350<br>J2A-XX-S087Q-350  | 350 ± 0.2%<br>350 ± 0.4% |
| MATRIX SIZE   | 0.41 L x 0.28 W |            | 10.4 L x 7.1 W |   | P<br>Q                   |